

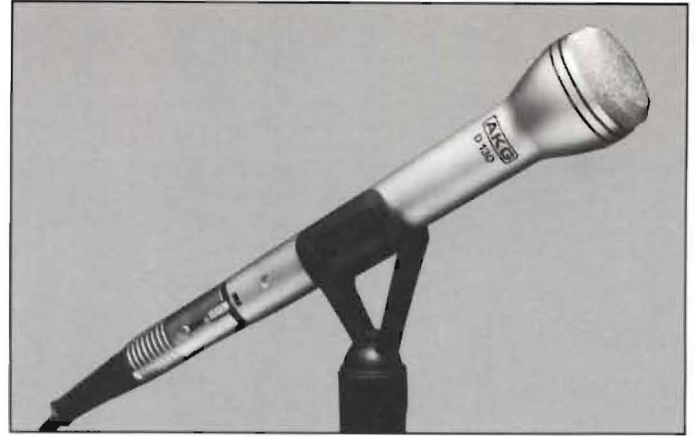


DESCRIPTION

The AKG D-130E has been expressly developed to provide broadcast journalists and interviewers with an ultra-dependable field-reporting tool — one that can be relied on as the newsman's "best friend." Engineered to meet the demanding specifications of professional newfilm and ENG crews, the D-130E combines high audio quality and heavy-duty shock-proof construction with resistance to moisture spray and ease of field serviceability. These factors enable the microphone to maintain its high performance while shrugging off the sheer physical and environmental abuse encountered almost daily in location assignments and in transit.

A wide-range instrument, the D-130E offers "open", natural reproduction of speech *and* music — without harshness, popping or bass emphasis. Moreover, the D-130E's omnidirectional pattern and consequent absence of proximity effect enable the microphone to retain this natural quality — regardless of the relative position or distance of performers working into it. Together with its handling comfort and attractive styling, these same characteristics also lend the D-130E to a variety of hand-held on-camera applications in the *studio* — especially to pop-free coverage of vocalists who do not desire proximity effect.

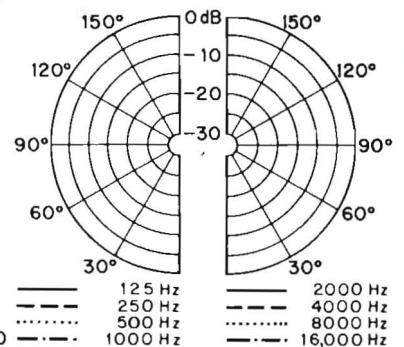
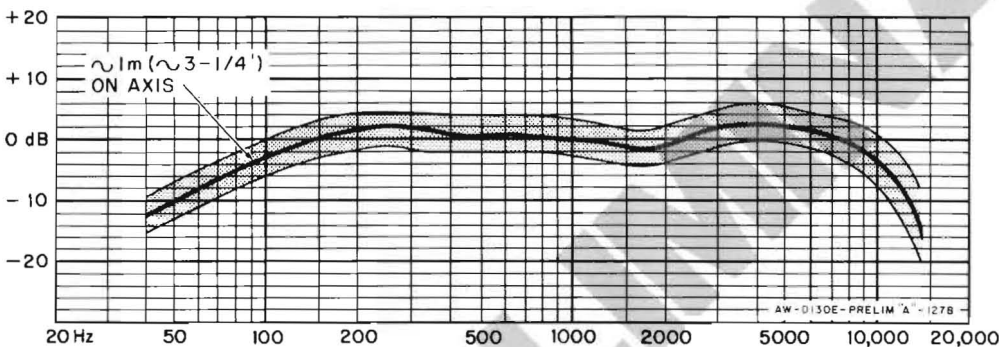
Cushioned within a compliant impact-absorbing suspension, the D-130E's transducer element is virtually immune to handling noise, mechanical shocks and spurious vibrations. As a



further precaution, the transducer incorporates a hum-bucking winding to cancel the effects of stray magnetic fields. The microphone's sintered-bronze windscreen (an AKG exclusive) and impact-resistant zinc-alloy case encapsulate all internal parts against metal particles, dust and moisture spray. Should field service ever become necessary, the transducer can be reached simply by unscrewing the windscreen.

The D-130E is a low-impedance balanced-output unit fitted with a standard 3-pin male XLR-type connector. The microphone is supplied complete with an SA-30 stand adapter and a foam-lined vinyl protective case. Several optional accessories — listed in the Technical Data section — are available.

FREQUENCY AND POLAR RESPONSE



TECHNICAL DATA

Transducer Type: Dynamic
 Directional Characteristic: Omnidirectional
 Frequency Range: 50-13,000 Hz
 Nominal Impedance: 200 ohms
 Recommended Load Impedance: ≥ 600 ohms
 Sensitivity at 1 kHz:
 Open circuit: 1.7 mV/Pa; -55.4 dBV
 Maximum power level: -54.5 dBm (re:1 mW/10 dynes/cm²)
 EIA G_m: -147 dBm
 Tolerance: ± 2 dB
 Sound Pressure Level for 1% THD:
 1000 Hz: 128 dB
 Hum Sensitivity: -145 dBm (1 mG field)
 Case Material: Nickel-plated zinc alloy; sintered bronze

Dimensions: See Dimensions figure overleaf
 Schematic: See Schematic figure overleaf
 Net Weight: 255 g (≈ 9 oz)

Included Accessories:
 SA-30 flex. snap-in stand adapter with 5/8-in. -27 thread
 Foam-lined vinyl case

Optional Accessories:
 SA-26 clothespin stand adapter with 5/8-in. -27 thread
 W-31 foam windscreen
 KM-series floor and boom stands, stand accessories
 MSH-58E 8-in. flexible gooseneck w/female XLR-type conn.
 ST-series table stands
 MCH-series heavy-duty microphone cable assemblies

ARCHITECTS' AND ENGINEERS' SPECIFICATIONS

The microphone shall be a dynamic moving-coil type with a frequency range of 50-13,000 Hz. It shall have an effective omnidirectional pattern maintained over the entire frequency range.

The microphone shall have a nominal impedance of 200 ohms. The output level shall be -54.5 dBm (re: 1 mW/10 dynes/cm²), and the microphone shall be capable of handling a maximum sound-pressure level of 50 Pa (128 dB SPL) at 1000 Hz with distortion not exceeding 1%. The EIA sensitivity rating (G_m) shall be -147 dBm.

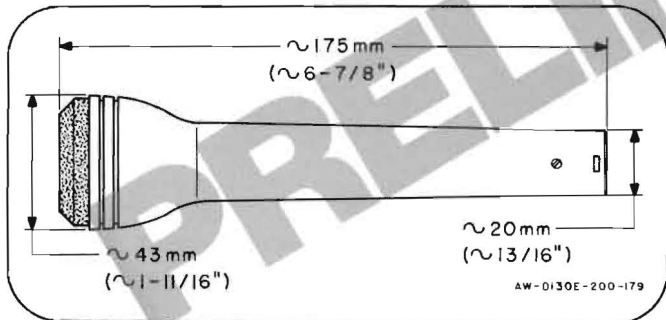
An integral sintered-bronze windscreen, commensurate with the acoustical properties of the unit, shall protect the microphone system from metal particles, dust, and moisture spray. To facilitate field service, the windscreen shall be screw-threaded and removable. The transducer element shall be elastically suspended to isolate the element from the effects of handling noise, mechanical shocks, and spurious vibrations,

and shall incorporate a hum-bucking winding to cancel the effects of stray magnetic fields. The transducer diaphragm material shall be nonmetallic MAKROFOL.

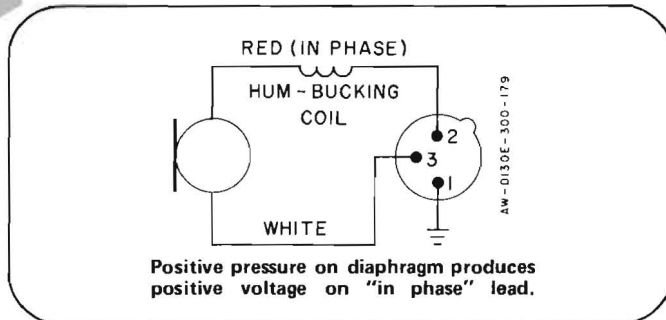
The microphone shall incorporate a 3-pin male audio connector designed to mate with Cannon XLR, Switchcraft A3, or equivalent connectors. An AKG model SA-30 swivel stand adapter with standard 5/8-in. -27 thread, and a foam-lined vinyl carrying case shall also be provided. The finish of the microphone shall be matte nickel and shall not create specular light reflections.

The microphone shall be 175 mm ($\approx 6-7/8$ in.) long by 43 mm ($\approx 1-11/16$ in.) in maximum diameter by 20 mm ($\approx 13/16$ in.) in minimum diameter, and the net weight shall not exceed 255 g (≈ 9 oz.). The microphone herein specified shall be the AKG D-130E.

DIMENSIONS



SCHEMATIC



OPTIONAL AKG HEAVY-DUTY SHIELDED CABLE ASSEMBLIES FOR THIS MICROPHONE

NOTE: All cable assemblies except the MCH-50 are 6.1 m (≈ 20 ft) long. All are available in black. Model numbers with an asterisk (*) are also available in red, green, and blue — please specify cable-color choice in such cases.

- MCH-20* Low-impedance cable assembly w/o switch (female XLR-type connector to male XLR-type connector)
- MCH-20F Low-impedance cable assembly w/o switch (female XLR-type connector to stripped-and-tinned ends)
- MCH-20P Low-impedance cable assembly w/o switch (female XLR-type connector to phone plug)
- MCH-20S Low-impedance cable assembly w/switch (female XLR-type connector to male XLR-type connector)
- MCH-20T High-impedance cable assembly w/o switch (female XLR-type connector to transformer w/phone plug)
- MCH-20TS* High-impedance cable assembly w/switch (female XLR-type connector to transformer w/phone plug)
- MCH-50* Low-impedance 15.2 m (≈ 50 ft) cable assembly (female XLR-type connector to male XLR-type connector)

Product design and prices are subject to change without notice.

© Philips Audio Video Systems Corp. 1979



PHILIPS AUDIO VIDEO SYSTEMS CORP.

A NORTH AMERICAN PHILIPS COMPANY

91 McKee Drive, Mahwah, N.J. 07430 • (201) 529-3800

Service/Warehouses: Rockland Rd S. Norwalk, CT 06854 • (203) 838-4836
3940 Higuera St., Culver City, CA 90230 • (213) 559-8981

2130 Z 0001

21-279-5M1

PRINTED IN U.S.A.