



# Micro Amp Series



**DISTRIBUTION AMPLIFIERS**  
DA1008                      DA2016  
SINGLE 1 by 8              DUAL 1 by 8



**AUDIO  
TECHNOLOGIES  
INCORPORATED**  
Dedicated to sound engineering



DA2016-1      2 x 16      +22 dBm      Transformer Outputs

## Sound reasons to specify ATI

### Sound Packaging

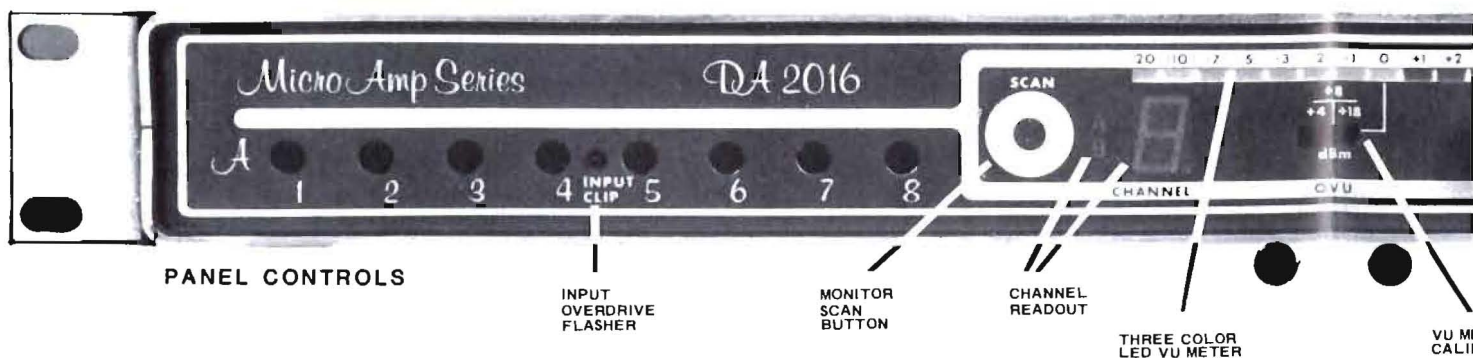
- Handsome, reverse printed polycarbonate panels and textured polyurethane paint will resist years of wear and abuse.
- MicroAmps are rackable and stackable, only 1 3/4 in. high (one rack unit). Rack mount brackets are removable for desk-top use and non-slip suction feet keep them where you put them.
- MicroAmps are fully RF protected with shielded cases, double ground plane PC boards and interwinding transformer shielding.
- MicroAmps are complete even to input-output terminal block fanning strips.

### Sound Performance

- MicroAmps provide +22 dBm at clipping (all channels driven). +30 dBm models available for critical headroom requirements.
- MicroAmps are quiet, total output noise below -60 dBm at full gain.
- MicroAmps are transparent, a 13 V/microsecond slew rate eliminates the irritating harshness of Transient Intermodulation Distortion (TIM). Exclusive use of the 5533 audio IC provides 100 db open loop gain with a 50 MHz gain-bandwidth product to hold typical circuit distortion below .005%, even at 30 KHz.

Sou

- Mi
- 25
- eq
- Mi
- pr
- ou
- lev
- Mi
- int
- fes
- for
- tio
- Mi
- inc
- en
- pr
- low
- ap



PANEL CONTROLS


INPUT OVERDRIVE FLASHER

MONITOR SCAN BUTTON

CHANNEL READOUT

THREE COLOR LED VU METER

VU MI CAL II



DA1008-4

1 x 8

+30 dBm

Balanced Differential Outputs

### Sound Engineering

- MicroAmps have been designed by a team with a 25-year history of successful broadcast and studio equipment design.
- MicroAmps eliminate by design the most common problems in DA usage with RF protected inputs and outputs and extremely high input and output clipping levels.
- MicroAmps exclusively utilize the newest premium integrated amplifiers designed specifically for professional audio applications rather than lower performance, lower cost instrumentation grade operational amplifiers.
- MicroAmp Distribution Amplifiers are available with individual transformer outputs for high RF environments; Balanced differential outputs to provide maximum output with lowest distortion and lowest cost; +30 dBm models for critical headroom applications and network use.

### Sound Features

- MicroAmps provide individual adjustment for each output. Audio taper, hot molded, sealed, premium level controls eliminate noise and erratic operation.
- MicroAmps have exclusive SCAN monitoring and metering. SCAN pressure sensor switch is fully protected behind the panel. Touching SCAN marking on the panel scans the monitor circuit across all 16 outputs at two steps per second. LED digital readout indicates channel being monitored.
- MicroAmp DAs provide a high resolution, three color LED VU meter display. Front panel calibration switch selects +4, +8, or +18 dBm outputs at 0 VU.
- MicroAmp headphone monitor provides two channel monaural drive for stereo headphones with front panel level control and phone jack.
- MicroAmp Input Overload Indicators flash to indicate input signals which exceed the rated +24 dBm maximum input level.



COLOR  
METER

VU METER  
CALIBRATION

PHONE  
LEVEL

HEADPHONE  
JACK  
TRS

INDIVIDUAL  
OUTPUT LEVEL  
CONTROLS

g (all  
e for

-60

cond  
ss of  
usive  
loop  
hold  
KHz.

# Sound Specifications

## Output Clipping Level

All channels simultaneously driven to full output.

DA2016 - 1, 2  
DA1008 - 1, 2  
DA1008 - 3, 4

+22 dBm, 600/150 ohms  
+22 dBm, 600/150 ohms  
+30 dBm, 600/150 ohms

## Distortion

Rated output and input levels to  
+24 dBm bridging

.25% maximum THD, 30 to 20,000 Hz

## Frequency Response

+/- .25 db 30 to 20,000 Hz

## Output Noise

20 KHz measurement bandwidth  
600 ohm source impedance, full gain

-70 dBm maximum

## Hum Rejection

Common mode, 60 to 120 Hz

80 db

## Input Overload

+24 dBm bridging, 600 ohms

## Input Impedance

Balanced differential inputs  
30,000 ohm bridging

## Gain

24 db, front panel screwdriver adjustable

## Power

115/230 VAC +/- 10%, 47-63 Hz

## Size

17" W, 1 3/4" H, 10 1/2" D, 10 lbs.

## Metering

Electronic SCAN switching, 12 segments, 3 color, peak reading LED  
VU indicator, 0 VU selectable to +4, +8, or +18 dBm by front panel switch.  
LED channel indicator.

## Headphone Output

20 volt p-p output to 600 ohm phones, 30 mW output to low impedance phones

## Mounting

Suction feet for non-slip desk mounting and brushed aluminum extrusion rack mount brackets supplied.

## Input/Output Connections

High density screw terminal barrier blocks. Fanning strips supplied for easy installation.

## Models

DA1008-1	1 in x 8 out,	Transformer coupled outputs,	+22 dBm output
DA1008-2	1 in x 8 out,	Balanced differential outputs,	+22 dBm output
DA1008-3	1 in x 8 out,	Transformer coupled outputs,	+30 dBm output
DA1008-4	1 in x 8 out,	Balanced differential outputs,	+30 dBm output
DA2016-1	2 in x 16 out,	Transformer coupled outputs,	+22 dBm output
DA2016-2	2 in x 16 out,	Balanced differential outputs,	+22 dBm output
DA2016-3	2 in x 16 out,	Transformer coupled outputs,	+30 dBm output
DA2016-4	2 in x 16 out,	Balanced differential outputs,	+30 dBm output

Represented by:



## AUDIO TECHNOLOGIES INCORPORATED

Dedicated to sound engineering  
328 W. Maple Avenue  
Horsham, PA 19044  
(215) 443-0330

3 year limited warranty.

*Technical specifications are subject to change at the discretion of the manufacturer.*

Printed in U S A  
© 1980 Audio Technologies Incorporated