

Earthworks

The First 40 kHz Time Coherent Reference Monitor

$\Sigma 6.2$

Sigma 6.2

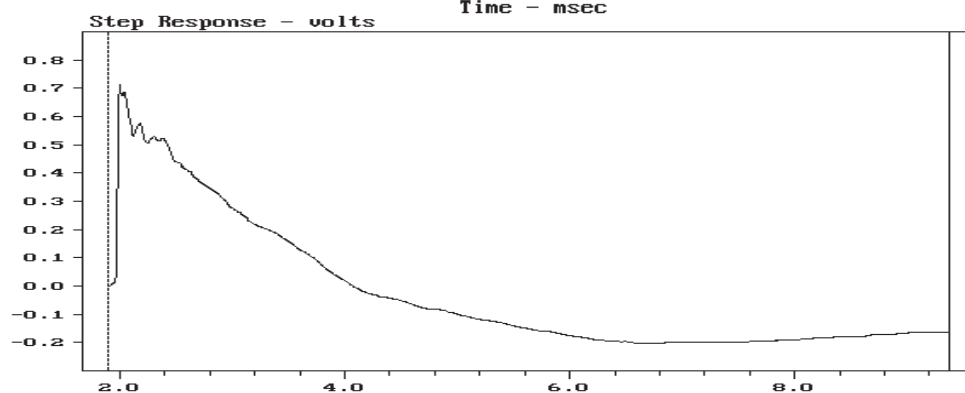
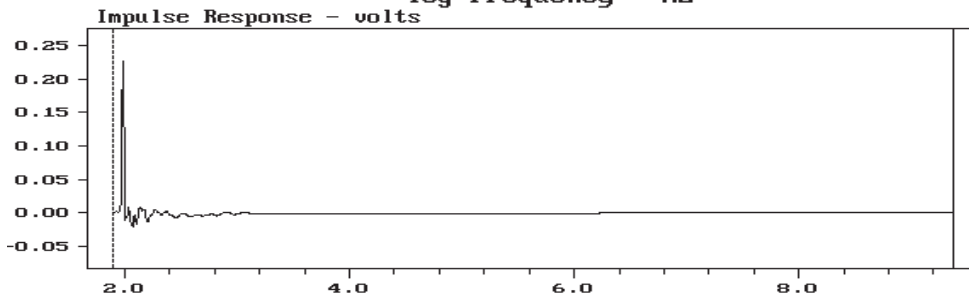
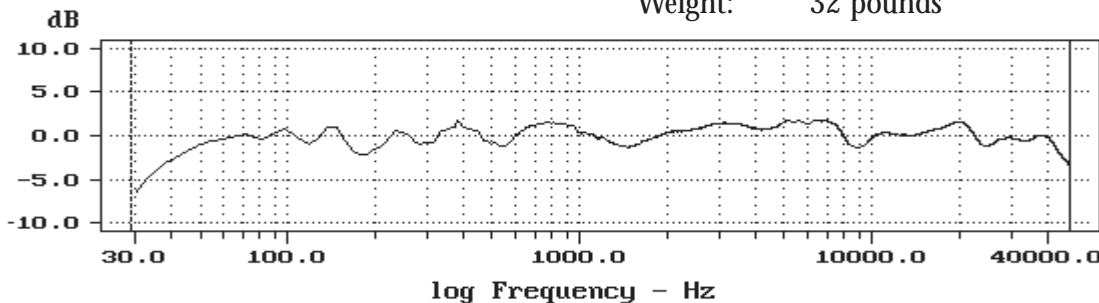
Earthworks new $\Sigma 6.2$ system provides a reality check, delivering precision, time accurate soundfield reproduction. In order to accomplish this they must be, and are, accurate in both time and frequency. Their near perfect performance lets you hear all of the detail in your recordings. You will hear things even in old familiar recordings which you could never hear before! The sonic accuracy of the Sigma 6.2 is beyond question. Their frequency response is flat and wideband, their impulse response is fast and well behaved and their step function chart looks like the theoretical text book ideal. The impedance vs frequency chart shows the Sigma 6.2 to have remarkably stable impedance which means the Sigma 6.2 is less subject to differences in amplifier quality.

In real world use the Sigma 6.2 system delivers the truth, the whole truth and nothing but the truth! Their imaging is pristine. Their front to back depth of image is unparalleled. The way they sit in the room is more natural and less problematic than most loudspeaker boxes because we have taken extra care to avoid putting acoustic energy into the air beside and behind the cabinet. Their unique port design provides accurate bass reproduction and doubles as a convenient handle. The low frequencies are put into the room in the the correct relationship to the rest of the signal. They sound real.

In conjunction with Earthworks microphones and preamps you will be able to hear the sound of the source through the loudspeaker for the very first time. The only way to hear it with better clarity is to be there when it is recorded. The microphones were only the beginning. The Sigma 6.2 continues Earthworks' quest for the ultimate in sonic accuracy!

**Fully
Magnetically
Shielded**

Frequency Response:	40Hz to beyond 40kHz ± 2 dB
Impedance:	8 Ω nominal
Sensitivity:	87 dB 1 W/1 m
Power Handling:	150 watts continuous program, 400 watts peak
Weight:	32 pounds



Σ 6.2 Sigma 6.2

Ideal For *All* Critical Listening!

Well Rounded Sound

§§

Full Magnetic Shielding

All components custom selected

and integrated, creating Matched Pairs

Point-to-Point Cross Over Construction

Heavy Gauge Air Core Inductors (Solen)

Fast Clean Polypropylene Capacitors (Solen)

The Best Tweeter We've Ever Measured (Vifa)

Die-cast Aluminum Frame 6.5" Woofer (Vifa)

(« Pre-conditioned! No break-in Needed! »)

Speak-on™ Connectors with Gold Contacts

Gold plated Speaker Binding Posts (WBT)

Precision Machined Custom Hardware

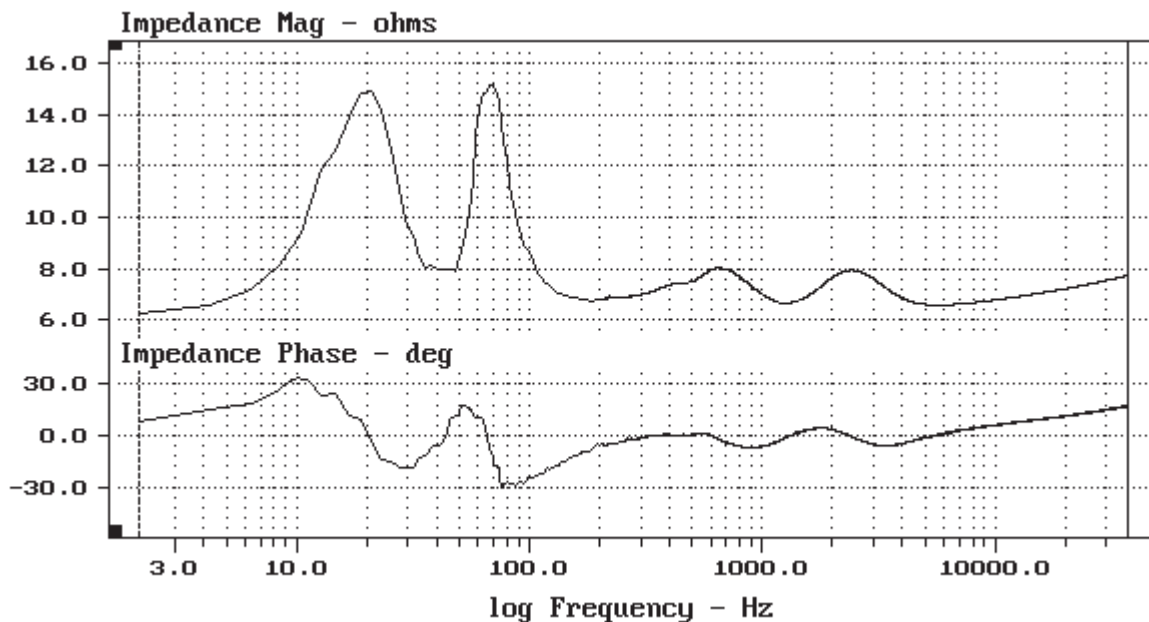
Less than 0.0001% Premium Snake Oil!

High Efficiency Internal Absorber

High Quality Silver Solder

OFC Copper Wire

§§



The Sigma 6.2 is a relatively stable load so it is easier for the power amplifier to drive.