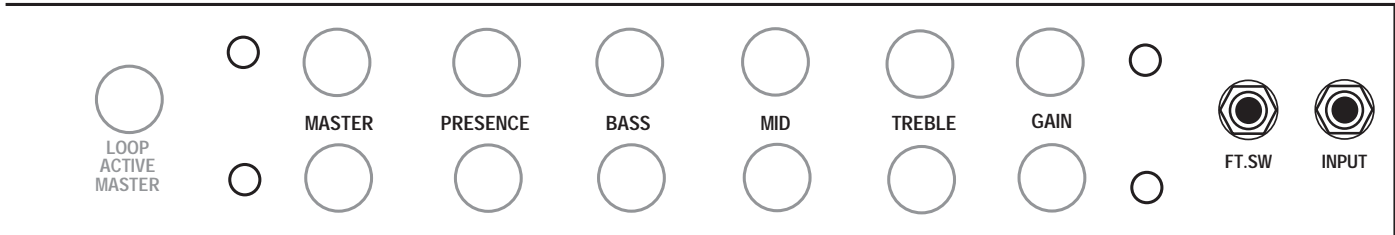


PERSONAL SAMPLE SETTINGS

SAMPLE 1

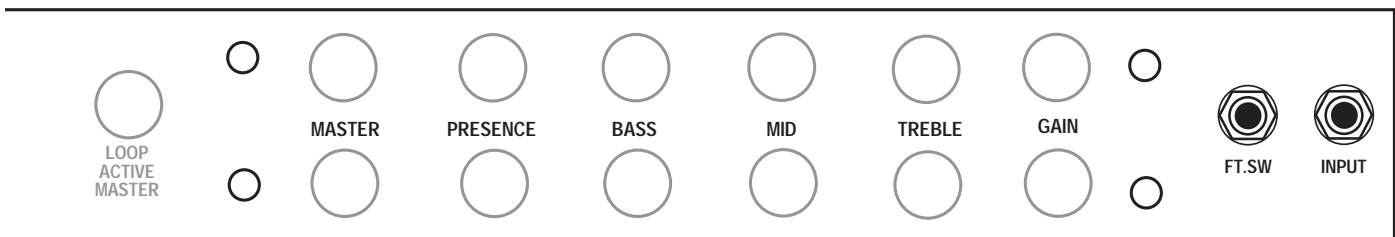
Power Section:



Control panel for Sample 1. It features a 'LOOP ACTIVE MASTER' knob on the left, followed by two rows of knobs for 'MASTER', 'PRESENCE', 'BASS', 'MID', 'TREBLE', and 'GAIN'. To the right are two footswitches labeled 'FT.SW' and 'INPUT'.

SAMPLE 2

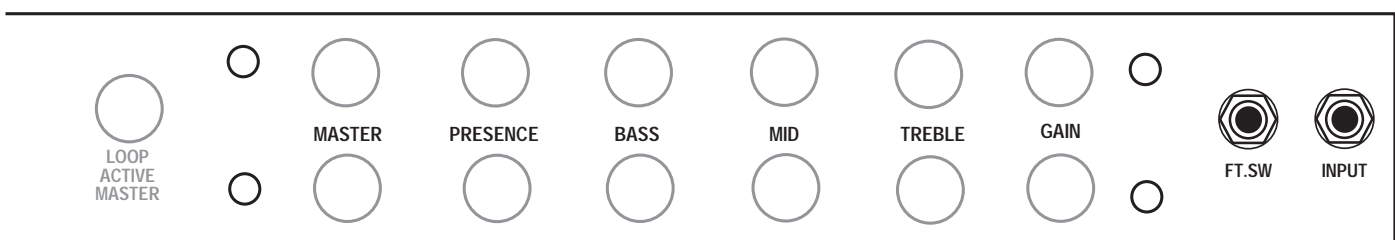
Power Section:



Control panel for Sample 2. It features a 'LOOP ACTIVE MASTER' knob on the left, followed by two rows of knobs for 'MASTER', 'PRESENCE', 'BASS', 'MID', 'TREBLE', and 'GAIN'. To the right are two footswitches labeled 'FT.SW' and 'INPUT'.

SAMPLE 3

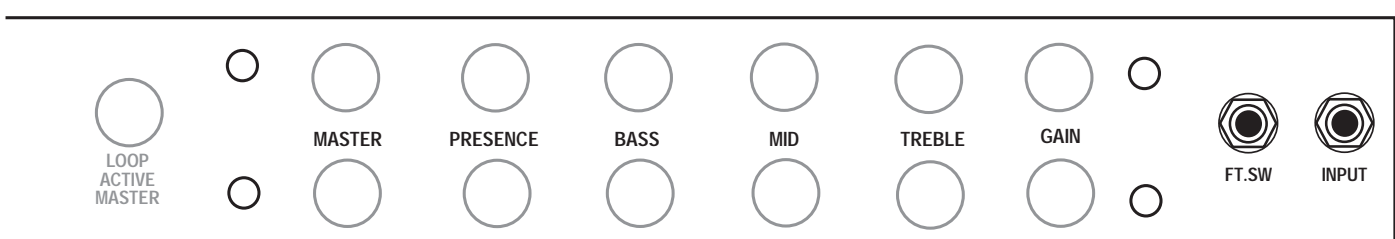
Power Section:



Control panel for Sample 3. It features a 'LOOP ACTIVE MASTER' knob on the left, followed by two rows of knobs for 'MASTER', 'PRESENCE', 'BASS', 'MID', 'TREBLE', and 'GAIN'. To the right are two footswitches labeled 'FT.SW' and 'INPUT'.

SAMPLE 4

Power Section:



Control panel for Sample 4. It features a 'LOOP ACTIVE MASTER' knob on the left, followed by two rows of knobs for 'MASTER', 'PRESENCE', 'BASS', 'MID', 'TREBLE', and 'GAIN'. To the right are two footswitches labeled 'FT.SW' and 'INPUT'.